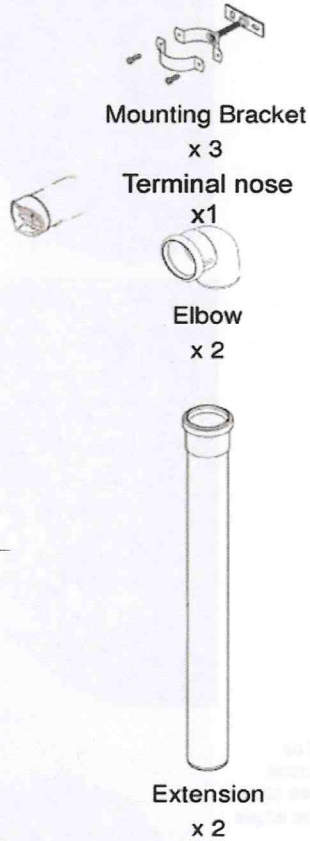
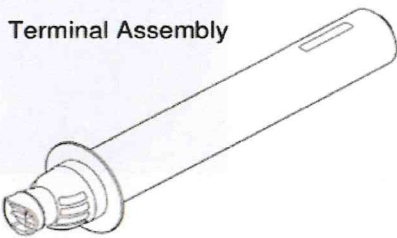


Installation instructions

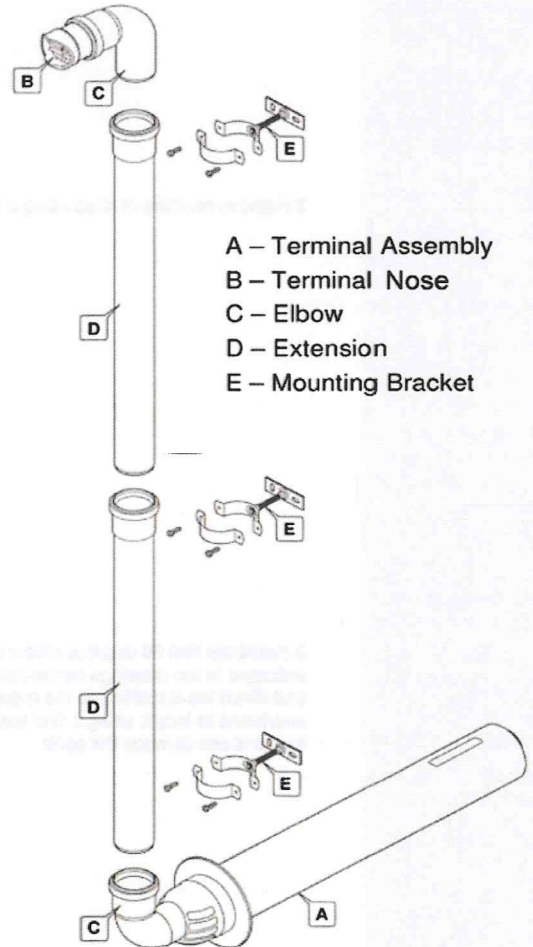
The kit comprises:



The kit does NOT include:



Assembled kit



Rinnai Condensing Flue System

Infinity Condensing Series Plume Management Kit




These installation instructions should be kept with the appliance for maintenance


Installation instructions

Cutting wallterminal to size

1 Cut off nose in indicated position using a fine leethed saw and deburr the edges.



2 Remove remains of nose using a flat screw driver or pliers



3 install the first 90 degrees elbow and install the complete kit as indicated in the drawings on the reverse side of this leaflet. Extend and divert the installation to the required position. The extensions can be shortened to length using a fine teethed saw. Always deburr the edges as burrs can damage the seals.



Rinnai Condensing Flue System

Infinity Condensing Series Plume Management Kit

**Rinnai**

Rinnai UK
9 Christleton Court
Manor Park
Runcorn
Cheshire
WA7 1ST
T 01928 531870
F 01928 531880
info@rinnaiuk.com
www.rinnaiuk.com

These installation instructions should be kept with the appliance for maintenance